



Using Libby on a Fire tablet

Amazon Fire users can install Libby using our APK (Android Package file), since Amazon has not yet added the Libby app to the Amazon Appstore.

Note: The Libby APK is supported on Fire tablets with Fire OS 5+.

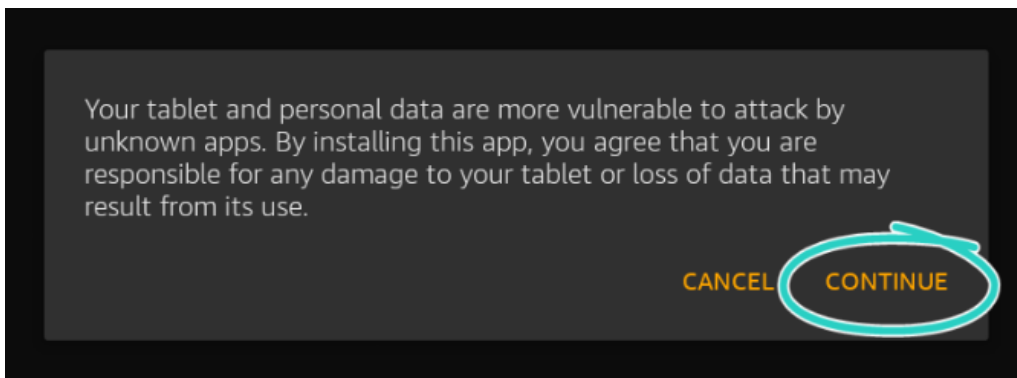
1

On your Fire tablet, open the Silk Browser and visit <https://www.overdrive.com/apps/libby/kindlefire>.

2

You may get warnings saying that the Silk browser needs more access on your device or that this kind of file should be avoided. We test our file to make sure it's safe, so you can safely dismiss these messages for our Libby APK.

Tap **OK**, **Allow**, or **Continue** to proceed. (The wording of the warnings may vary.)



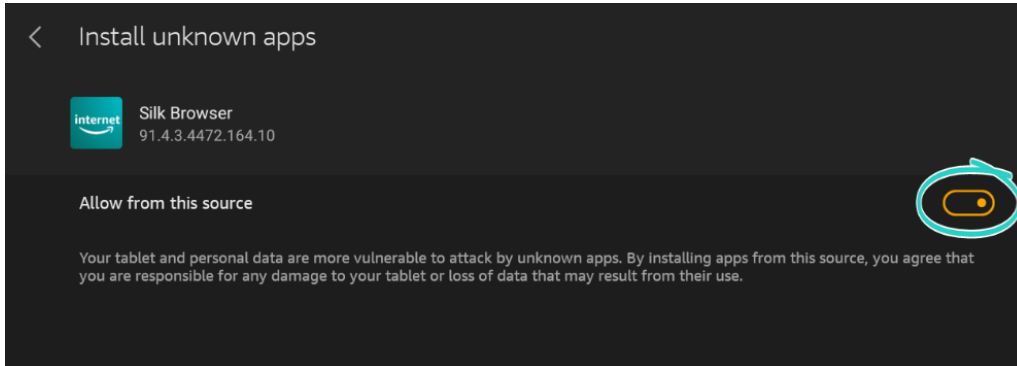
3

Once the file downloads, tap **Open**. (If you're unable to open the file from this prompt, locate the file in your downloads folder and tap to open.)



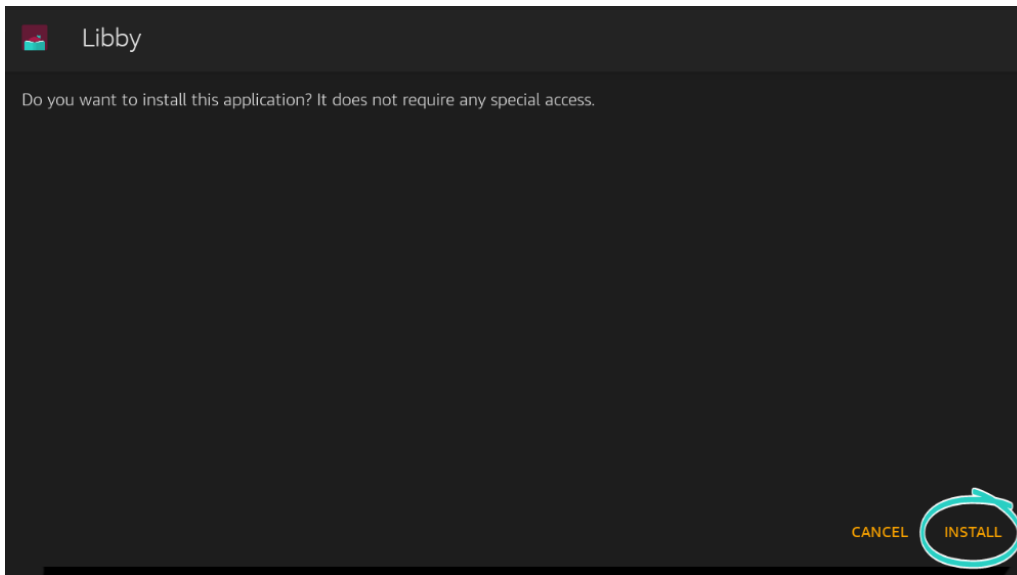
4

If you get a message saying your device is not allowed to install unknown apps from this source, tap **Settings** and toggle “Allow from this source” **on**.



5

Tap the **back** button in the top-left corner, then tap **Install**.



6

Once the app is finished installing, tap **Open** to start using Libby.